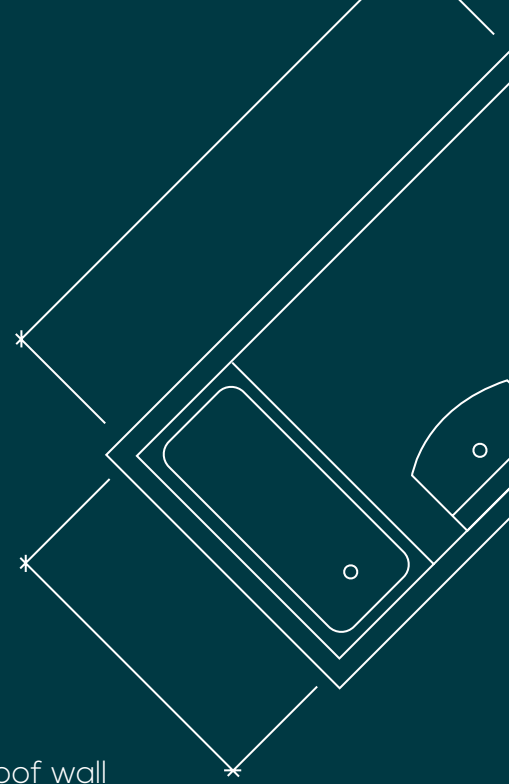




Made for Affordable Housing

The cost effective alternative to tiles, Showerwall is a waterproof wall panelling system designed to suit any renovation or new build project.



Decor: Dove Grey

TRANSFORM IN A DAY AND CREATE BETTER ENVIRONMENTS FOR RESIDENTS.



COST-EFFECTIVE



**NO GROUT
REQUIRED**



**FAST AND EASY
INSTALLATION**



**100% WATERPROOF
SYSTEM**



**FIT DIRECTLY
OVER TILES**



**SEAMLESS
FEATURE WALLS**



**HYGIENIC AND
EASY TO CLEAN**



**30 YEAR
GUARANTEE**



Fast and easy to install, Showerwall panels do not require specialist trades. They provide a cost-effective solution that can be fitted directly over tiles or to a timber framework, resulting in a hard-wearing waterproof wall panel system that is built to last and easy to maintain. Suitable for use in shower enclosures, around the bathroom and behind baths, this solid grout-free surface eliminates hiding places for mould, dirt or germs; a simple wipe-clean solution.

Decor: White Crystal



50%

Less cost and time to fit when compared with standard tiles.

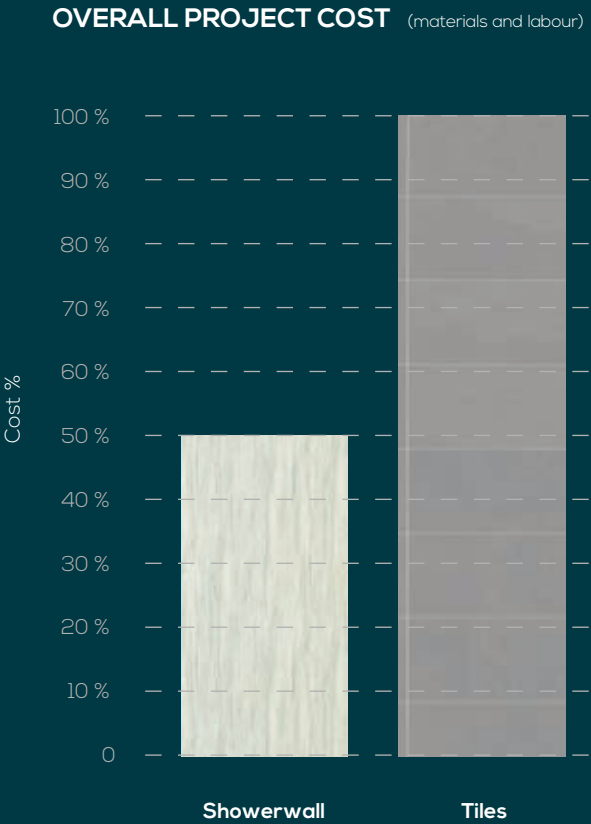
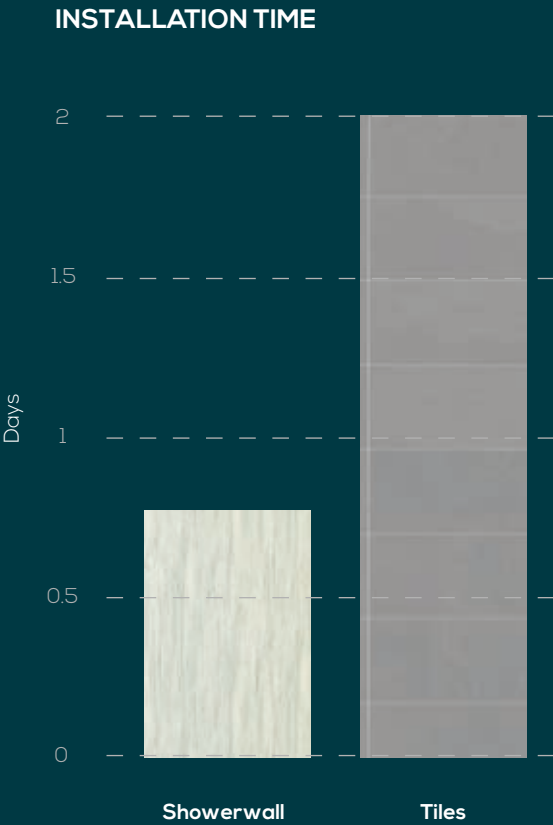
We understand that meeting the growing demand for housing is a challenge. This is why Showerwall has been developed to ensure that renovations and upgrades are completed as quickly as possible, as well as being longer lasting.

Tiles can often cost less per square metre when compared with wall panels. However, wall panels are quicker and easier to fit and do not require grouting or specialist wet trades, therefore the overall project cost is far less when compared to traditional tiles.

WHY NOT TRY
our offer of free trial material
and on-site installation training?



See how easy our panels are to install -
watch the Showerwall Installation Video




Introducing Laminate.

Our Laminate waterproof wall panelling system has been designed to cater for a range of projects; from new builds to housing renovations, it achieves a waterproof solution guaranteed for 30 years.



White Crystal
SW42



White Gloss
SW37




Pearlescent White
SW31



White Charcoal
SW70



Pearl Grey
SW29



Cappuccino Marble
SW24



Carrara Marble
SW39




Zamora Marble
SW38

Note: All decors listed above are available in a Gloss finish, excluding White Charcoal which features a Texture finish. A wider choice of designs is available on request.

SAMPLES

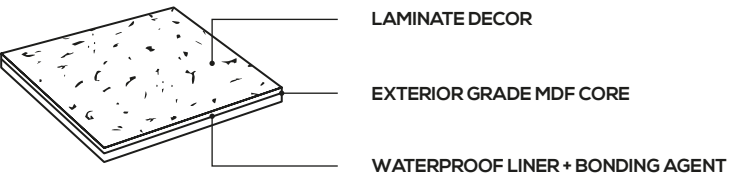
Whilst images and swatches give a good indication of a decor, nothing compares to seeing how the real thing will work in your space.



Order your **free** sample online at www.showerwall.co.uk
or email samples@showerwall.co.uk.
See our products **in-situ** using the Showerwall
visualiser at showerwall.co.uk/visualiser.

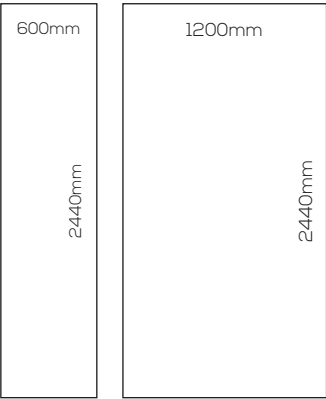
LAMINATE PANEL DETAILS

Panels are available in two widths: **600mm** or **1200mm** and are **2440mm** in height. Choose from Square Cut panels or take advantage of our Proclick technology which achieves seamless joints without the need for joining trims.

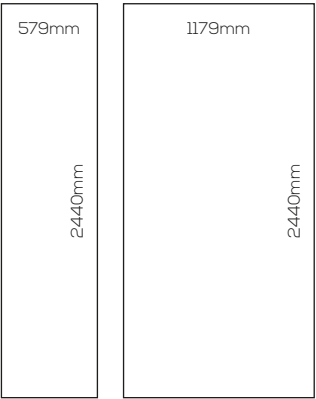


Note: All panels are available with a plywood core on request, made to order. A minimum order quantity of 5 panels applies.

Square Cut Panels



Proclick Panels

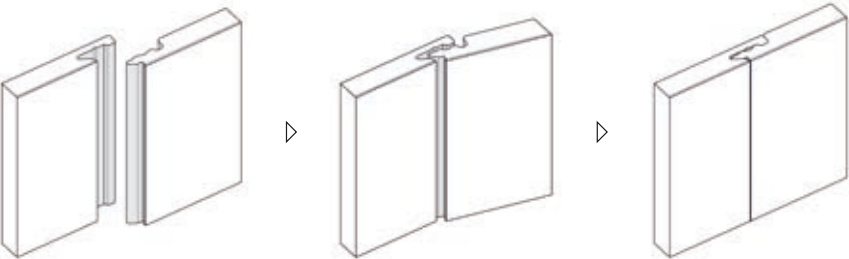


Note: 900mm width panels available on request

All Laminate panels are 10.5mm in thickness.

Square Cut are easy-to-cut panels making installation and maintenance simple. This durable system utilises hygienic trims to join together and seal panels in place of traditional, often time consuming, grouting.

Proclick technology has been engineered to create a mechanical locking system that provides seamless, almost invisible joints. Installation is made easy through the click design which allows panels to be located quickly and easily into place, eliminating the use of joining trims.

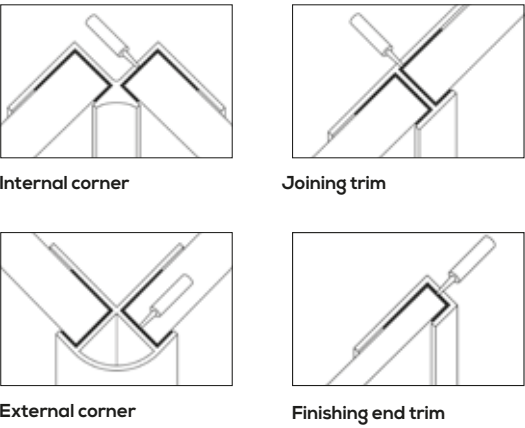


ACCESSORIES

Our **Laminate** panelling uses a system consisting of two key components which ensure a watertight seal. Our trims and Sureseal are available in a range of colours to suit every decor, supported by Showerwall’s own brand of sealant and adhesive which have been engineered to ensure lasting results.

TRIMS

In order to ensure a watertight finish, trims are required for the outer edges of the panels, as well as both internal and external corners. Four trims are available dependant on where you would like to fit our panels. All of our trims measure **2450mm** in length and should be sealed using Showerwall sealant.

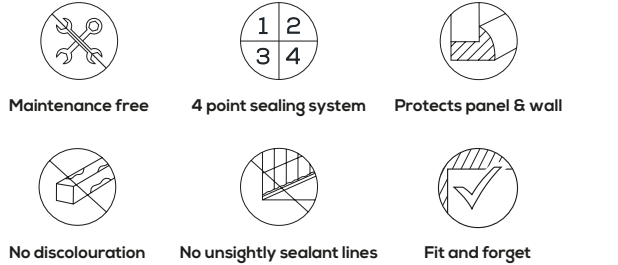


SURESEAL

At the base of the Showerwall panel, even greater sealing performance is achieved using Sureseal. Fit and forget using the only maintenance-free shower seal on the market with no future resealing required. This four point sealing system is quick and easy to install, leaving the entire base of the panel encapsulated in sealant without any unsightly lines.



- Seal one**
Sealant between seal & tray.
- Seal two**
Panel encapsulated in sealant.
- Seals three and four**
Top & bottom seal.
- Sureseal in situ**
A watertight professional finish.



PRODUCT DATA

PANEL SIZES & WEIGHTS				
Square Cut	⋮	2440 x 1200mm	⋮	24kg
Square Cut	⋮	2440 x 600mm	⋮	12kg
Proclick	⋮	2440 x 1179mm	⋮	24kg
Proclick	⋮	2440 x 579mm	⋮	12kg

DIMENSION TOLERANCES	
Width	+/- 3.0mm
Height	+/- 5.0mm
Thickness	+/- 0.5mm
Flatness	+/- 1.5mm per 600mm
Squareness	+/- 1.5mm per 1000mm

MATERIAL

Face laminates are produced to EN 438 standard (VGS) and are bonded to a quality quality FSC® certified Exterior Grade MDF core using adhesive applied under strictly controlled conditions. A balancing backing laminate is then bonded to the panel reverse.

FIRE RATINGS / PERFORMANCE

All Showerwall panels are classified EN 13501-1. In addition, selected decors are British Standard Fire Rated Class 2-BS 476 : Part 7 : 1997. Test reports are available upon request. Fire ratings relate specifically to the product when tested in laboratory conditions and do not confirm suitability for the intended application. The responsibility lies with the specifier or user of the product to ensure its ultimate suitability for the intended end use application.

PRIOR TO INSTALLATION

Panels must be stored flat on level height bearers within a normally heated room environment. All panels must be inspected carefully before installation. Any concerns raised must be clarified prior to installation.

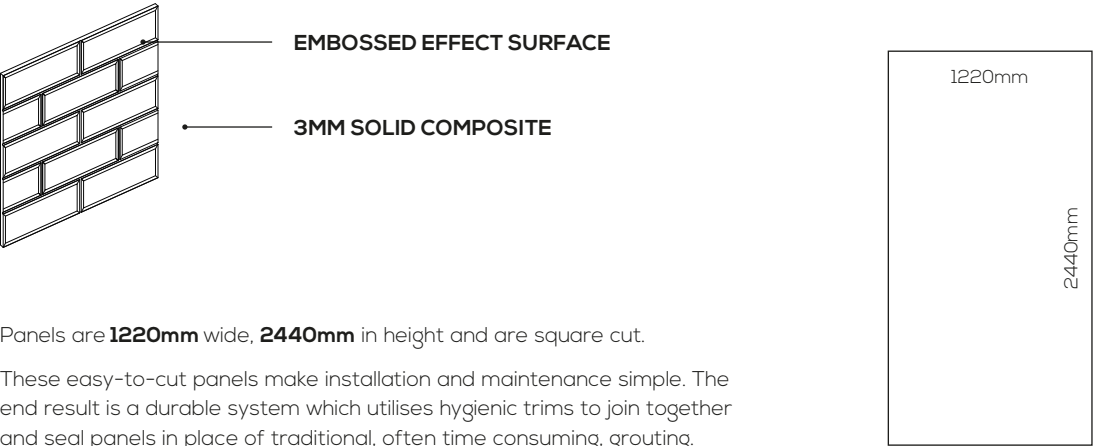
Introducing Compact.

Our competitively priced Compact wall panelling system has been designed to create the look and feel of tiles without the hassle. Suitable for new build and housing renovation projects, these Gloss finish panels achieve a waterproof solution which is guaranteed for 30 years.



COMPACT PANEL DETAILS

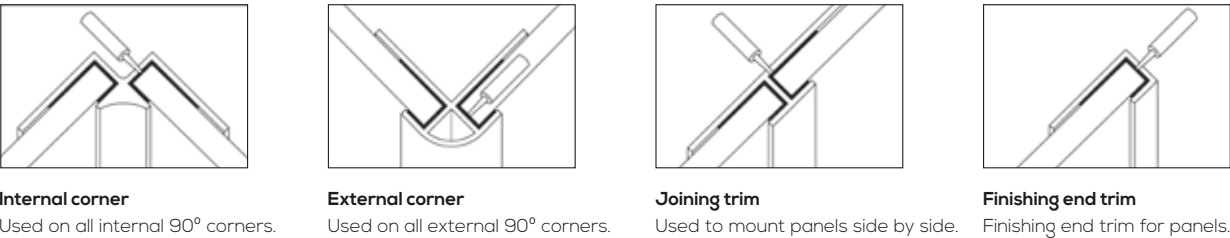
Our Compact panels are made from a strong solid composite material, embossed to create a tile effect wall without the need for grout. These 3mm solid laminate panels are easy to fit as part of a waterproof system, reducing the fitting time compared with traditional tile products - and they are even easier to keep clean.



ACCESSORIES

Our **Compact** panelling utilises a system of trims which ensure a watertight seal. Available in a range of colours, they are easy to install and maintain. Trims are required for the joins and outer edges of the panels, as well as both internal and external corners.

Four trims are available dependant on where you would like to fit our panels. All trims measure **2450mm** in length and should be sealed using Showerwall sealant.



SEALANT & ADHESIVE

We recommend that Showerwall's own brand of adhesive and sealants are used for the effective fitting of panels to walls, and sealing between them respectively. Our Showerwall guarantee only applies if the correct products are used when fitting Showerwall panels.



PRODUCT DATA

PANEL SIZES & WEIGHTS			FIRE RATINGS / PERFORMANCE
Square Cut	2440 x 1220mm	16kg	All Showerwall Compact panels are classified BS EN13501 : 2007 +A1 : 2009 with a fire rating of C , s1 , d0.
DIMENSION TOLERANCES			PRIOR TO INSTALLATION
Width	+/- 3.0mm		Panels must be stored flat on level height bearers within a normally heated room environment. All panels must be inspected carefully before installation. Any concerns raised must be clarified prior to installation.
Height	+/- 5.0mm		
Thickness	+/- 0.5mm		
MATERIAL			
Showerwall Compact laminate is 3mm thick high pressure laminate that is produced to EN 438 standards.			

Due to variations in the photographic and printing processes the colours shown may vary compared to the actual product. Natural stone decors will vary to replicate variances in this type of material, and there will generally be shade variances between individual panels which is not grounds for complaint. It is recommended that actual product samples are viewed prior to purchase.

Helping you achieve compliance.

A RESPONSIBLE & SUSTAINABLE PARTNER

Showrwall is manufactured in the UK using the latest equipment and techniques, providing a technically sound and quality finished product. From point of order to the best in class product packaging, our dedicated sample and aftersales service ensures your complete satisfaction, every time.

The factory is centrally located in Stoke-On-Trent, and our integrated logistics operation guarantees continuity of supply. A depth of stock is supported by our 15 regional depots which enables us to plan and react to your requirements throughout the procurement process.

Showrwall are proud to support the local economy by continuing to offer increased recruitment opportunities across the UK. Protecting people's health and safety is paramount, and we try to make labour relations and social issues an integral part of everything we do. This is denoted by our company policies which can be viewed online at www.showerwall.co.uk.

All Showerwall Laminate panels are manufactured using an FSC® certified Exterior Grade MDF core, guaranteeing that the timber used is harvested from responsibly managed forests and other controlled sources. By purchasing a product with such certification, you are supporting sustainable forest management worldwide.



OHSAS 18001 Health and Safety Management



ISO 14001 Environmental Management



ISO 9001:2008 Quality Standard




Packaging is made from 100% recycled material

Disclaimer: Any reference to Showerwall waterproof panelling system refers to all elements of the Showerwall system being fitted together. Showerwall Laminate panels must be fitted in accordance with the fitting instructions and must use Showerwall trims (including Sureseal where possible), sealant and adhesives to ensure the system is both waterproof and guaranteed.

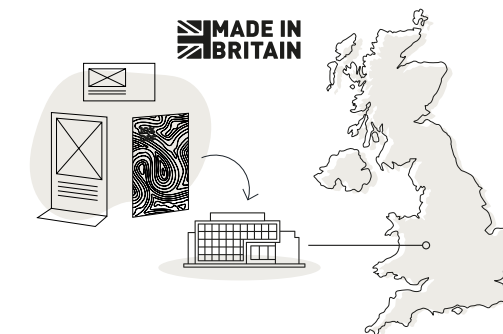
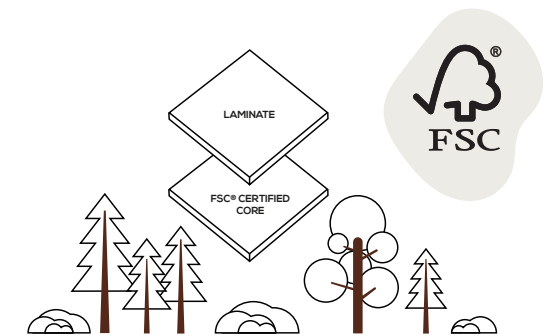
We reserve the right to amend the specification of the products shown without prior notice. E&OE.

We're serious about our impact on the planet. That's why we're making changes to leave as little mark as possible. From recycled materials to biomass recycling, here are a few things we've already implemented across the business. You can find out more by scanning the QR Code here:



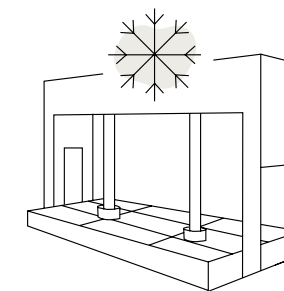
Sustainable panels

All Showerwall Laminate panels are manufactured using an FSC® certified Exterior Grade MDF core, guaranteeing that the timber used is harvested from responsibly managed forests and other controlled sources. By purchasing a product with such certification, you are supporting sustainable forest management across the world.



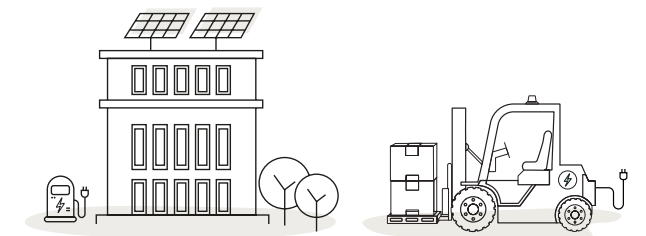
Made in Britain

As all Showerwall panels and accompanying marketing materials are manufactured in the UK, the delivery to our customer will use less fuel compared to products made around the world, helping to reduce our carbon footprint and impact on the environment.




Consciously manufactured

We use a cold bonding press when manufacturing our panels which uses less energy than a traditional hot press. In addition our acrylic printer no longer uses UV ink, which previously required the use of ventilation and safety equipment due to the release of odours and airborne chemicals into the atmosphere.



Eco-friendly head office

The Showerwall Head Office & Factory site is a sustainable building, including solar panels, LED & passive lighting, electric vehicle charging points and it uses green energy. We also operate electric forklifts in the factory.



Recycle & reuse

We recycle and refill the storage containers our bonding glue and acrylic printer ink is kept in. The cardboard we use for packaging is made from recycled materials and is fully recyclable. Any panel off cuts and factory dust are separated and sent to a biomass recycling station.



Decor: White Charcoal



WHY NOT TRY

Our offer of free trial material
and on-site installation training?

0845 604 7334
info@showerwall.co.uk

www.showerwall.co.uk | 2023-V1

